

## Goldsmith Global Online Tape Group Access from Tablets and Smartphones

You can now join the online tape group sessions using an Apple iPad or iPhone as well as any of the Google Android-type tablets and smartphones.

Apple devices must be **Apple IOS** (their mobile software) **version 7 or higher** and Android devices must be **Android version 2.2 or higher**.

### How to check the software version of your device

*For iPad or iPhone*

1. On the main page, tap “Settings” (the “gears” icon).
2. In the settings menu, tap “General.”
3. In the General Menu, tap “About.”
4. Find the word “Version.” This will show the version number of your IOS software. To participate in the online tape group, the version must be 7.x.x or higher.
5. If the version is lower than 7.x.x, it may be possible to upgrade your iPad or iPhone. We recommend you get expert advice before upgrading your software.

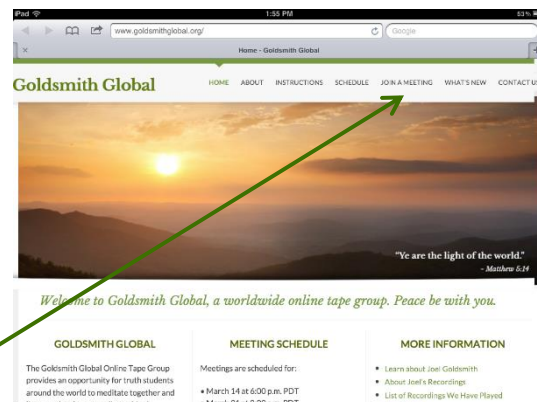
*For Android Devices*

1. Find the menu for System Settings
2. On this list, tap “About”.
3. The Android version should be shown on that page. To participate in the online tape group, the version must be 2.2 or higher.

### How to join the online tape group sessions

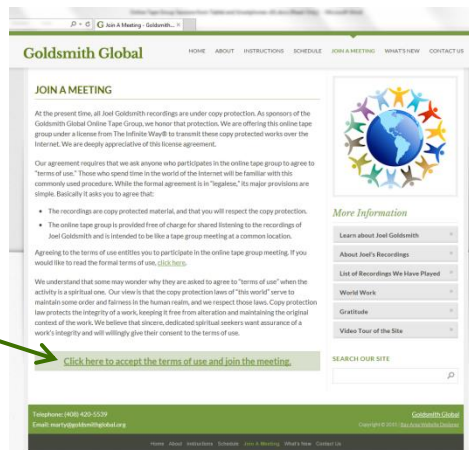
You join the online tape group sessions the same way you do with a computer. *(If this is your first time using your device to join a WebEx meeting, please read the information below about what will occur.)*

1. Open the Safari browser on your iPad or iPhone, or the browser on your Android device.
2. Go to [www.GoldsmithGlobal.org](http://www.GoldsmithGlobal.org). You will see the Goldsmith Global home page.
3. Tap on “Join A Meeting” in the top navigation bar.



4. Scroll down the page until you see the green underlined link that says, "Click here to accept the terms of use and join the meeting."

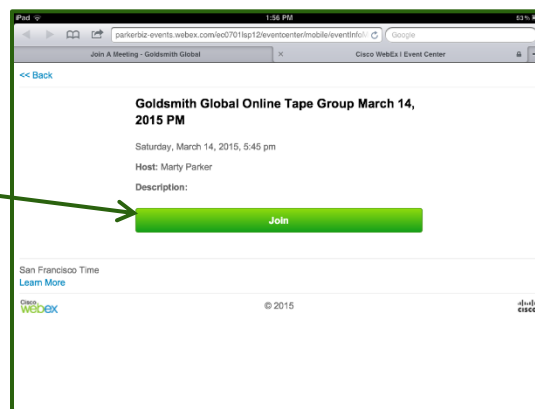
5. Tap the link.



6. You will see the WebEx event page.

7. Tap on "Join."

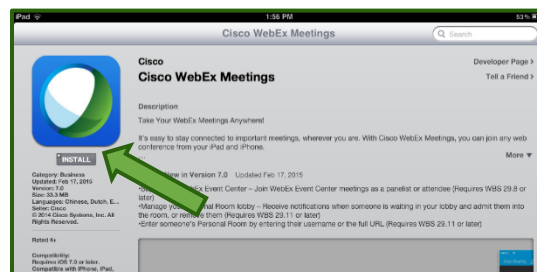
8. Enter your name and email address as usual. (These can still be anonymous, as described on the "Instructions" page of our website).



## What to do the FIRST TIME you use your device to access a WebEx meeting

If this is your first time using the iPad, iPhone or Android device to connect to a WebEx meeting, the WebEx service will say that you do not have the correct software to join the meeting, but will automatically connect you to the app page for Cisco WebEx Meetings on the Apple iTunes App Store or on the Google Play app store.

1. Proceed to install the free Cisco WebEx Meetings app on your device. (The iTunes App Store page is shown in the top image, and the Google Play apps store page is shown in the bottom image.)



2. After you install the app, follow the instructions given above under "How to join the online tape group sessions." Since you now have the Cisco WebEx Meetings app on your device, the WebEx tape group session will start normally.

